

Toilet Partition Design

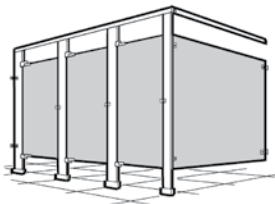
Materials — Five are available

- POWDER COATED METAL • STAINLESS STEEL • PLASTIC LAMINATE • SOLID PLASTIC/POLYMER • PHENOLIC •

Styles — Four are available

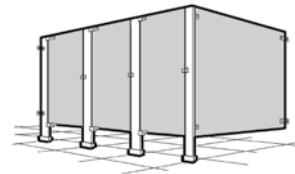
OVERHEAD BRACED/ FLOOR ANCHORED

Units are recommended for heavy traffic and necessary vandalism-proof areas. Most economical. Anodized aluminum goes around top. They do not require any special floor construction, therefore they can be used in old or new buildings.



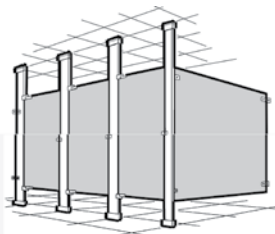
FLOOR MOUNTED

Absence of top structure prompts the use of these units in low ceiling areas. Gives modern, contemporary appearance. They require a 3" minimum concrete floor construction to secure anchor bolts.



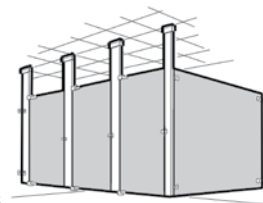
FLOOR-TO-CEILING ANCHORED

Better than overhead braced for heavy traffic and vandalism-proof areas. Most stable as pilasters are anchored into concrete floor and structural ceiling support.



CEILING HUNG

Ceiling Hung is the best choice where minimizing maintenance is of primary importance. They provide a floor area free from obstruction to speed maintenance. However this design requires structural steel supports in the ceiling.



Layouts — Examples

IN-A-CORNER



BETWEEN 2 WALLS



FREE STANDING

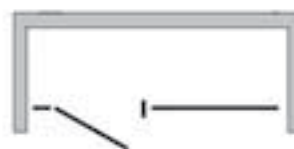


ALCOVE

OVERHEAD BRACED



FLOOR MOUNTED



FREE FREIGHT
on orders over \$1600

FAST SHIPPING within 5 days
QUOTES WITHIN 24 HOURS
Fax or email overhead sketch
- SEE PAGE 47 FOR COLORS -

TOILET PARTITION DESIGN

Stainless Steel Partitions

Complete Restroom Stalls

- Provides gleaming beauty, exceptional durability and modern styling.
- Type 304 stainless steel with a #4 finish bonded to an inner honeycomb core under pressure with a non-toxic adhesive to ensure solid construction and sound attenuation. Assembled with continuous roll-formed interlocking, 22 gauge stainless steel crown molding, with corners welded and ground smooth.
- Doors, panels and urinal screens — 1" thick, 22 gauge stainless steel.

- Pilasters — 1-1/4" thick, 22 gauge stainless steel.
- Hardware — Cam-action hinges permit door to remain at desired position when not in use. Hinges, strike and keeper, coat hook and latch are chrome plated alloy. Concealed latch allows for emergency access.
- Installation instructions and all mounting hardware are supplied with each order.

DOORS

Includes: Hinges and All Hardware

Available for the following door opening widths (actual door size is 3/8" narrower than the opening) — 22, 24, 26, 28, 30, 32, 34, and 36"

Specify — **Part No. 9TDSS-XX** (where XX is door opening width)

PANELS

Includes: 2 Brackets

Available in the following widths — 12, 14, 16, 18, 20, 22, 24, 26, 28, 30, 32, 34, 36, 38, 40, 42, 44, 46, 48, 50, 52, 55, 58, 60, 62, 64, 66, 68, 70, 72, 74, 76, 78 ". Actual width is 1/2" less.

Specify — **Part No. 9TPSS-XX** (where XX is panel width)

PILASTERS

Includes: Brackets and Shoe

Available in the following widths — 3, 4, 5, 6, 7, 8, 10, 12, 16, 18, 22 and 24".

Specify — **Part No. 9TLSS-XX** (where XX is pilaster width), overhead braced for 80" length, wall hung for 55" length and floor-to-ceiling for up to 116" maximum length.

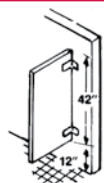
ALUMINUM HEADRAIL

Available in the following lengths — 62", 75", 98" and 120".

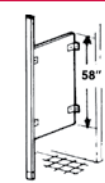
Specify **Part No. 9THSS-XX** (where XX is length).

1-1/4" Wide Pilaster, Anti-grip type has 1/4" slot for curtain.

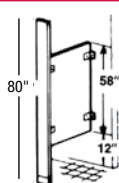
Privacy/Urinal Screens



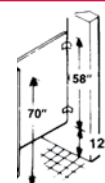
WALL HUNG



FLOOR & CEILING BRACED POST & PANEL



OVERHEAD BRACED / FLOOR ANCHORED



FLOOR ANCHORED

Urinal Splash Plates



Stainless Steel

- Cover panels or screens near urinal.
- Stainless steel.
- Attach with rivets.

HEIGHT	WIDTH	PART NO.
41"	16"	9TSP16
41"	22- 1/2"	9TSP22
36"	24"	9TSP24
36"	30"	9TSP30
36"	36"	9TSP36

Solid Phenolic Partitions

- Ideal for extreme moisture conditions in showers, pools and saunas. Surfaces are smooth and easy to clean.
- Phenolic material is comprised of multiple layers of melamine resin impregnated kraft paper and a decorated surface sheet on both faces. All layers are fused together under high pressure. Material of choice where durability and strength are required. Uses stainless steel brackets. Impact and corrosion resistant; does not support bacteria.
- Doors and pilasters — 3/4" thick
- Panels and urinal screens — 1/2" thick

- Hardware — Cam-action hinge permits doors to return to a preset position when not locked. Hinges, strike and keeper are brushed aluminum. Cam-action hinge allows emergency access by lifting door.
- Installation instructions and all mounting hardware are supplied with each order.

DOORS

Includes: Hinges and All Hardware

Available for the following door opening widths (actual door size is 3/8" narrower than the opening) — 22, 24, 26, 28, 30, 32, 34, and 36"

Specify — color, **Part No. 9TDPH-XX** (where XX is door opening width)

PANELS

Includes: 2 Brackets

Available in the following widths — 12, 14, 16, 18, 20, 22, 24, 26, 28, 30, 32, 34, 36, 38, 40, 42, 44, 46, 48, 50, 52, 55, 58, 60, 62, 64, 66, 68, 70, 72, 74, 76, 78 ". Actual width is 1/2" less.

Specify — color and **Part No. 9TPPH-XX** (where XX is panel width)

PILASTERS

Includes: Brackets and Shoe

Available in the following widths — 3, 4, 5, 6, 7, 8, 10, 12, 16, 18, 22 and 24".

Specify — color and **Part No. 9TLPH-XX** (where XX is pilaster width), overhead braced for 80" length, wall hung for 55" length and floor-to-ceiling for up to 116" maximum length.

ALUMINUM HEADRAIL

Available in the following lengths — 75 and 120".

Specify **Part No. 9THPH-XX** (where XX is length).


Over 3/4" Wide Pilaster, Anti-grip type has 1/4" slot for curtain.

Color Chart

Toilet Partition Colors


Powder Coated Baked Enamel Colors

Note: Ships within 1 Week




Plastic Laminate Colors

Note: Ships within 1 Week



Solid Polymer Plastic Colors

Note: Ships within 1 Week - Call to Check Stock



Phenolic Colors

Note: Ships within 1 Week - Call to Check Stock



Coat Rack Colors

'EM' Hardwood Colors




'EM' Hook Colors



Request Manufacturer's color charts for more accurate color representation

'MG' Wood Finishes



'MG' Powder Coat Colors



COLOR CHARTS

Powder Coated Steel Partitions

Complete Restroom Stalls

- **Very economical and often used.**
- Finish is a hard hybrid epoxy/polyester powder coated finish over rust resistant phosphate treated steel. With inner honeycomb core bonded to the steel with a non-toxic adhesive to ensure solid construction and sound attenuation. Assembled with a continuous roll-formed interlocking crown molding, with corners brazed and ground smooth.
- Doors, panels and urinal screens — 1" thick, 22 gauge steel. Doors and panels are 58" high.
- Pilasters — 1-1/4" thick, 20 gauge steel.
- Hardware — Cam action hinge permits door to remain at desired position when not in use. Hinges, strike and keeper, coat hook, latch, and brackets are chrome plated alloy. Concealed latch assembly allows for emergency access. Pilaster shoes are 304 stainless steel.
- Installation instructions, all mounting hardware and a can of touch up paint are supplied with each order.

FREE FREIGHT
on orders over \$1600
FAST SHIPPING within 5 days
QUOTES WITHIN 24 HOURS
Fax or email overhead sketch
- SEE PAGE 47 FOR COLORS -



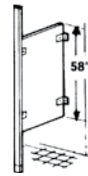
**SEE PAGE 46
FOR SPLASH PLATES**

Privacy/Urinal Screens



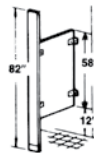
WALL HUNG

1" thick by 42" high panel. Available in the following widths — 12, 18, 24 and 30". Specify — color and [Part No.9SWHS-XX](#) (where XX is the screen width).



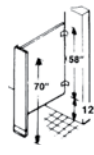
FLOOR & CEILING BRACED POST & PANEL

1-3/4" square post up to 120" maximum with 58" high panel. Specify — color, [Part No.9SFCS-XX-Y](#) (where XX is width from the front of the post to the wall, Y = floor-to-ceiling height)*



OVERHEAD BRACED / FLOOR ANCHORED

Pilaster is braced by headrail to wall. Panel is 58" high. Pilaster is 82" high. Specify — color and [Part No.9S0BS-XX](#) (where XX is width from the front of the pilaster to the wall*).



Floor Anchored

70" high pilaster and 58" high panel. Specify — color and [Part No.9SFAS-XX](#) (where XX is width from the front of the pilaster to the wall)*.

* The overall width of the screen is 2" wider than the width of the panel.

REPLACEMENT

DOORS

Includes: Hinges and All Hardware
Available for the following door opening widths (actual door size is 3/8" narrower than the opening) — 20, 22, 24, 26, 28, 30, 32, 34, 36".
Specify —
• Color
• [Part No.9TDS-XX](#) (where XX is door opening width)
• Pilaster type — Standard round edge, square edge or mounted on flat wall

PANELS

Includes: 2 Brackets
Available in the following widths — 6, 8, 10, 12, 14, 16, 18, 20, 22, 24, 26, 28, 30, 32, 34, 36, 38, 40, 42, 44, 46, 48, 50, 52, 55, 58, 60, 62, 64, 66, 68, 70, 72, 74, 76, 78". Actual width is 1/2" less.
Specify — color, [Part No.9TPS-XX](#) (where XX is panel width).
Reinforcing for grab bars available.

PILASTERS

Includes: Brackets and Stainless Steel Shoes
Available in the following widths — 2, 3, 4, 5, 6, 7, 8, 10, 12, 18, 22 and 24".
Specify — color, [Part No. 9TLS-XX](#) (where XX is pilaster width), overhead braced for 82" length, floor braced for 70" length, wall hung for 58" high, ceiling hung for 84" length, and floor-to-ceiling for up to 120" maximum length.

ALUMINUM HEADRAIL

Available in the following lengths — 62, 75, 98 and 120". And for 1" and 1-1/4" thick pilasters.
Specify [Part No. 9THS-XX-Y](#) (where XX is length and Y is pilaster thickness).
1-1/4" Wide Pilaster, Anti-grip type. Has 1/4" slot for curtain.

Plastic Laminated Partitions

Replacement

DOORS

Includes: Hinges and All Hardware
 Available for the following door opening widths (actual door size is 3/8" narrower than the opening) — 22, 24, 26, 28, 30, 32, 34, and 36"
 Specify — color, **Part No.** 9TDL-XX (where XX is door opening width)

PANELS

Includes: 2 Brackets
 Available in the following widths — 12, 14, 16, 18, 20, 22, 24, 26, 28, 30, 32, 34, 36, 38, 40, 42, 44, 46, 48, 50, 52, 55, 58, 60, 62, 64, 66, 68, 70, 72, 74, 76, 78 ".
 Actual width is 1/2" less.
 Specify — color and **Part No.** 9TPL-XX (where XX is panel width)

PILASTERS

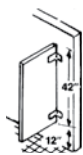
Includes: Brackets and Shoe
 Available in the following widths — 3, 4, 5, 6, 7, 8, 10, 12, 16, 18, 22 and 24".
 Specify — color and **Part No.** 9TLL-XX (where XX is pilaster width), overhead braced for 80" length, wall hung for 55" length and floor-to-ceiling for up to 116" maximum length.

ALUMINUM HEADRAIL

Available in the following lengths — 75 and 120".
 Specify **Part No.** 9THL-XX (where XX is length).
 1-1/4" Wide Pilaster, Anti-grip type has 1/4" slot for curtain.

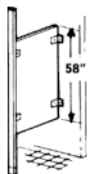
- Gives a more aesthetic appeal while maintaining economy.
- Fabricated from 45 pound density, resin impregnated particle board. Plastic laminate is glued to particle board with a non-toxic, water resistant adhesive under high pressure. Components are edge banded prior to face lamination to ensure moisture run-off and vandal resistance. Not recommended for high moisture areas.
- Doors, panels and urinal screens — 1" thick (uses 7/8" particle board)
- Pilasters — 1-1/4" thick (uses 1-1/8" particle board)
- Hardware — Gravity cam-action hinges permit door to remain at desired position when not in use. Hinges, strike and keeper, coat hook, latch and brackets are chromed plated alloy. Door can be lifted to allow emergency access.
- Installation instructions and all mounting hardware are supplied with each order.

Privacy/Urinal Screens



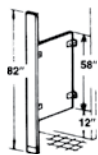
WALL HUNG

1" thick by 42" high panel. Available in the following widths — 12, 18, 24 and 30".
 Specify — color and **Part No.** 9SWHL-XX (where XX is the screen width).



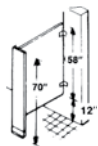
FLOOR & CEILING BRACED POST & PANEL

1-3/4" square post up to 120" maximum with 58" high panel. Specify — color, **Part No.** 9SFCL-XX-Y (where XX is width from the front of the post to the wall, Y = floor-to-ceiling height)*



OVERHEAD BRACED / FLOOR ANCHORED

Pilaster is braced by headrail to wall. Panel is 58" high. Pilaster is 80" high. Specify — color and **Part No.** 9S0BL-XX (where XX is width from the front of the pilaster to the wall*).



Floor Anchored

70" high pilaster and 58" high panel. Specify — color and **Part No.** 9SFAL-XX (where XX is width from the front of the pilaster to the wall)*.

* The overall width of the screen is 2" wider than the width of the panel.



COMPLETE RESTROOM STALLS



FREE FREIGHT
 on orders over \$1600

FAST SHIPPING within 5 days
 QUOTES WITHIN 24 HOURS
 Fax or email overhead sketch
 - SEE PAGE 47 FOR COLORS -

PLASTIC LAMINATED PARTITIONS

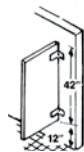
Solid Polymer Plastic Partitions

Complete Restroom Stalls

- **Designed for high-traffic public facilities, parks and schools.**
- The high-density polyethylene material has homogenous color throughout each component. Self-lubricating surface resists markings from pens, pencils, etc. Has low maintenance; good durability; water resistant, unaffected by steam or high humidity. Available in overhead braced/floor anchored and floor-to-ceiling anchored only.
- Doors, panels, pilasters and urinal screens — 1" thick, doors and panels are 55" high.
- Hardware — Available in hidden integral hinges or wrap around vault-type hinges. Cam-action hinge permits door to remain at desired position when not in use. Slide latch, striker and keeper, and coat hook are chrome plated alloy. Slide latch assembly allows for emergency access. Standard brackets are 54" long extruded PVC colored to match partitions. Pilaster shoes are molded plastic to match partitions. Stainless steel shoes and full height aluminum brackets are available at no up charge.
- Installation instructions and all mounting hardware are supplied with each order.

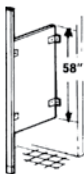


Privacy/Urinal Screens



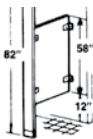
WALL HUNG

1" thick by 42" high panel. Available in the following widths — 12, 18, 24 and 30". Specify — color and **Part No.9SWHP-XX** (where XX is the screen width).



FLOOR & CEILING BRACED POST & PANEL

1-3/4" square post up to 120" maximum with 55" high panel. Specify — color, **Part No.9SFCP-XX-Y** (where XX is width from the front of the post to the wall, Y = floor-to-ceiling height)*



OVERHEAD BRACED / FLOOR ANCHORED

Pilaster is braced by headrail to wall. Panel is 55" high. Pilaster is 80" high. Specify — color and **Part No.9SOBP-XX** (where XX is width from the front of the pilaster to the wall*).

* The overall width of the screen is 2" wider than the width of the panel.

FREE FREIGHT
on orders over \$1600

FAST SHIPPING within 5 days
QUOTES WITHIN 24 HOURS

Fax or email overhead sketch
- SEE PAGE 47 FOR COLORS -

REPLACEMENT

DOORS

Includes: Hinges and All Hardware

Available for the following door opening widths (actual door size is 3/8" narrower than the opening) — 22, 24, 26, 28, 30, 32, 34, and 36"

Specify — color, **Part No.9TDP-XX** (where XX is door opening width)

PANELS

Includes: 2 Brackets

Available in the following widths — 12, 14, 16, 18, 20, 22, 24, 26, 28, 30, 32, 34, 36, 38, 40, 42, 44, 46, 48, 50, 52, 55, 58, 60, 62, 64, 66, 68, 70, 72, 74, 76, 78 ". Actual width is 1/2" less.

Specify — color and **Part No.9TTP-XX** (where XX is panel width)

PILASTERS

Includes: Brackets and Shoe

Available in the following widths — 3, 4, 5, 6, 7, 8, 10, 12, 16, 18, 22 and 24".

Specify — color and **Part No.9TLP-XX** (where XX is pilaster width), overhead braced for 80" length, wall hung for 55" length and floor-to-ceiling for up to 116" maximum length.

ALUMINUM HEADRAIL

Available in the following lengths — 75 and 120".

Specify **Part No. 9THP-XX** (where XX is length).

Goes over 1" Wide Pilaster, Anti-grip type has 1/4" slot for curtain.